



Yuasa Fiche de données techniques

Yuasa YBX3202 - Batteries SMF YBX3000

* Due to unprecedented demand following the easing of COVID-19 lockdown measures, this product may be supplied without a state of charge indicator and not conform to the level of roll over protection advertised. Product performance and quality are not affected by this. Please check battery labels for specification details.

Performance

Tension	12V
Capacité (20 heures)	42Ah
Performances en démarrage à froid (EN1)	390A

Dimensions

Longueur	175mm
Largeur	175mm
Hauteur	190mm



Poids & Mesures

Poids moyen avec acide	10.5kg
------------------------	--------

Caractéristiques du bac

Type de bac	L0 DIN
Système de fixation	B3
Indicateur de l'état de charge	✓
Poignées	✓
Sortie(s) d'aération	✓
Type de couvercle	Double capot (anti-écoulement et sans entretien)

Technologie

Dispositif stop-flamme	✓
Technologie	Ca/Ca
Séparateur	PE
Test de retournement VDA	✓
Taux de charge recommandé	2A
Performance Marking	W4-C2-V3-E1

Type de bornes

T1

Standard DIN Post

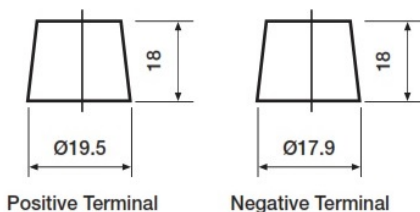
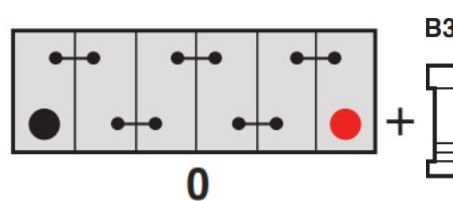
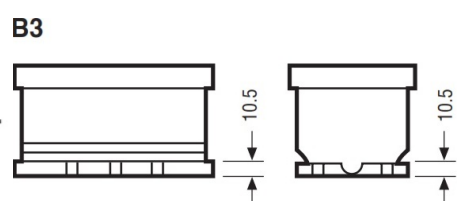


Schéma de montage des éléments



Système de fixation de la batterie



Date de publication: 15/04/2021 - E&OE



Yuasa Technical Data Sheet

Yuasa YBX3202 - YBX3000 SMF Batteries

* Due to unprecedented demand following the easing of COVID-19 lockdown measures, this product may be supplied without a state of charge indicator and not conform to the level of roll over protection advertised. Product performance and quality are not affected by this. Please check battery labels for specification details.

Performance

Voltage	12V
Capacity (20-hour)	42Ah
Cold Cranking Amps (EN1)	390A

Dimensions

Length	175mm
Width	175mm
Height	190mm



Weights & Measures

Mean Weight with Acid	10.5kg
-----------------------	--------

Container Features

Case Type	L0 DIN
Hold Down	B3
State of Charge Indicator	✓
Handles	✓
End Venting	✓
Lid Type	SMF Double Lid

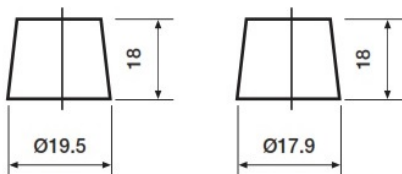
Technology

Flame Arrestor Technology	✓
Separator	Ca/Ca
VDA Roll Over Test	PE
Recommended Charge Rate	✓
Performance Marking	2A
	W4-C2-V3-E1

Terminal Type

T1

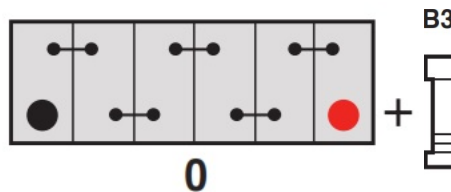
Standard DIN Post



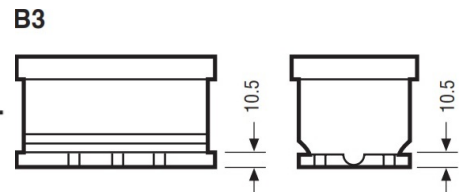
Positive Terminal

Negative Terminal

Cell Assembly Layout



Battery Hold-down



Data Sheet generated on 15/04/2021 - E&OE