



Yuasa Fiche de données techniques

Yuasa YBX1638 - Super Heavy Duty Battery

Performance

Tension	12V
Capacité (20 heures)	140Ah
Performances en démarrage à froid (EN1)	1100A

Dimensions

Longueur	508mm
Largeur	175mm
Hauteur	205mm



Poids & Mesures

Poids moyen avec acide	36.5kg
------------------------	--------

Caractéristiques du bac

Type de bac	Tracteur
Système de fixation	B1
Poignées	✓
Type de couvercle	Raised Plug

Technologie

Technologie	Sb/Ca
Taux de charge recommandé	7A
Performance Marking	W2-C2-V2-E1

Type de bornes

T1

Standard DIN Post

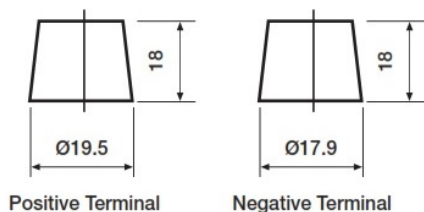
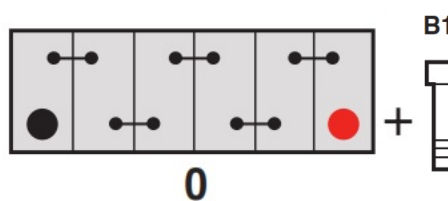
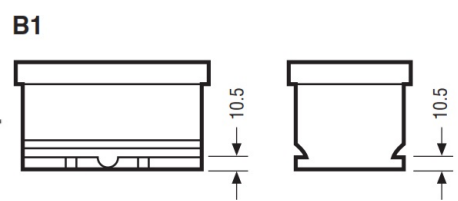


Schéma de montage des éléments



Système de fixation de la batterie



Date de publication: 10/07/2020 - E&OE



Yuasa Technical Data Sheet

Yuasa YBX1638 - Super Heavy Duty Battery

Performance

Voltage	12V
Capacity (20-hour)	140Ah
Cold Cranking Amps (EN1)	1100A

Dimensions

Length	508mm
Width	175mm
Height	205mm



Weights & Measures

Mean Weight with Acid	36.5kg
-----------------------	--------

Container Features

Case Type	Tractor
Hold Down	B1
Handles	✓
Lid Type	Raised Plug

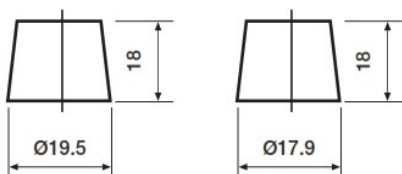
Technology

Technology	Sb/Ca
Recommended Charge Rate	7A
Performance Marking	W2-C2-V2-E1

Terminal Type

T1

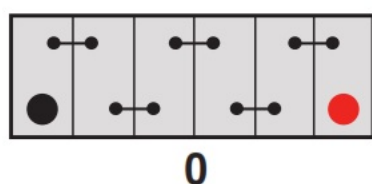
Standard DIN Post



Positive Terminal

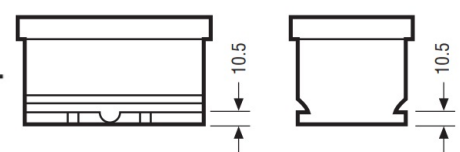
Negative Terminal

Cell Assembly Layout



Battery Hold-down

B1



Data Sheet generated on 10/07/2020 - E&OE