



Yuasa Fiche de données techniques

Yuasa YBX1623 - Super Heavy Duty Battery

Performance

| | |
|---|-------|
| Tension | 12V |
| Capacité (20 heures) | 180Ah |
| Performances en démarrage à froid (EN1) | 1100A |

Dimensions

| | |
|----------|-------|
| Longueur | 513mm |
| Largeur | 223mm |
| Hauteur | 223mm |



Poids & Mesures

| | |
|------------------------|--------|
| Poids moyen avec acide | 44.9kg |
|------------------------|--------|

Caractéristiques du bac

| | |
|---------------------|-------------|
| Type de bac | DIN B |
| Schéma de montage | 4 |
| Système de fixation | N |
| Poignées | ✓ |
| Type de couvercle | Raised Plug |

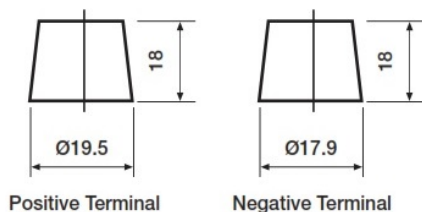
Technologie

| | |
|---------------------------|-------------|
| Technologie | Sb/Ca |
| Taux de charge recommandé | 9A |
| Performance Marking | W2-C2-V2-E1 |

Type de bornes

T1

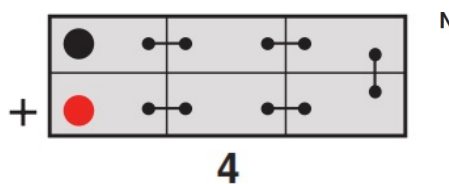
Standard DIN Post



Positive Terminal

Negative Terminal

Schéma de montage des éléments



Système de fixation de la batterie



Date de publication: 02/07/2022 - E&OE



Yuasa Technical Data Sheet

Yuasa YBX1623 - Super Heavy Duty Battery

Performance

| | |
|--------------------------|-------|
| Voltage | 12V |
| Capacity (20-hour) | 180Ah |
| Cold Cranking Amps (EN1) | 1100A |

Dimensions

| | |
|--------|-------|
| Length | 513mm |
| Width | 223mm |
| Height | 223mm |



Weights & Measures

| | |
|-----------------------|--------|
| Mean Weight with Acid | 44.9kg |
|-----------------------|--------|

Container Features

| | |
|-------------|-------------|
| Case Type | DIN B |
| Cell Layout | 4 |
| Hold Down | N |
| Handles | ✓ |
| Lid Type | Raised Plug |

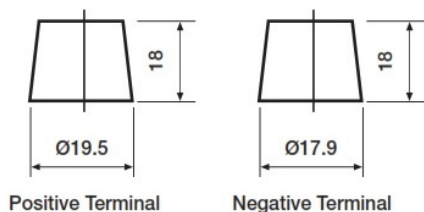
Technology

| | |
|-------------------------|-------------|
| Technology | Sb/Ca |
| Recommended Charge Rate | 9A |
| Performance Marking | W2-C2-V2-E1 |

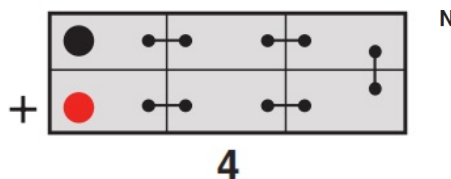
Terminal Type

T1

Standard DIN Post



Cell Assembly Layout



Battery Hold-down



Data Sheet generated on 02/07/2022 - E&OE