



Yuasa Fiche de données techniques

Yuasa YBX1222 - Super Heavy Duty Battery

Performance

Tension	12V
Capacité (20 heures)	135Ah
Performances en démarrage à froid (EN1)	900A

Dimensions

Longueur	510mm
Largeur	216mm
Hauteur	210mm



Poids & Mesures

Poids moyen avec acide	38kg
------------------------	------

Caractéristiques du bac

Type de bac	MAC 143
Schéma de montage	3
Système de fixation	N
Poignées	✓
Type de couvercle	Raised Plug

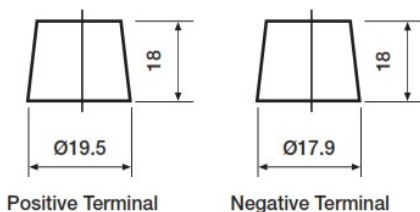
Technologie

Taux de charge recommandé	7A
Performance Marking	W2-C2-V2-E1

Type de bornes

T1

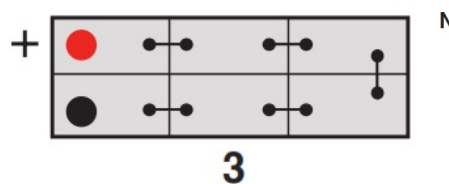
Standard DIN Post



Positive Terminal

Negative Terminal

Schéma de montage des éléments



Système de fixation de la batterie



Date de publication: 25/01/2022 - E&OE



Yuasa Technical Data Sheet

Yuasa YBX1222 - Super Heavy Duty Battery

Performance

Voltage	12V
Capacity (20-hour)	135Ah
Cold Cranking Amps (EN1)	900A

Dimensions

Length	510mm
Width	216mm
Height	210mm



Weights & Measures

Mean Weight with Acid	38kg
-----------------------	------

Container Features

Case Type	MAC 143
Cell Layout	3
Hold Down	N
Handles	✓
Lid Type	Raised Plug

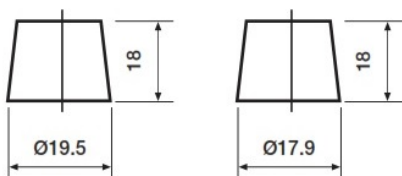
Technology

Recommended Charge Rate	7A
Performance Marking	W2-C2-V2-E1

Terminal Type

T1

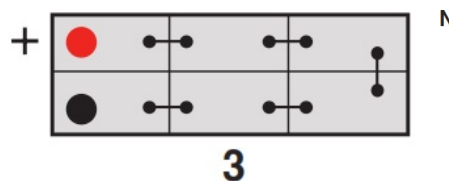
Standard DIN Post



Positive Terminal

Negative Terminal

Cell Assembly Layout



Battery Hold-down



Data Sheet generated on 25/01/2022 - E&OE