



## Yuasa Fiche de données techniques

### Yuasa 421 - Batteries pour voitures anciennes

#### Performance

Tension	6V
Capacité (20 heures)	56Ah
Performances en démarrage à froid (EN1)	250A

#### Dimensions

Longueur	162mm
Largeur	173mm
Hauteur	224mm

#### Poids & Mesures

Poids moyen avec acide	11.5kg
Volume d'acide	2.7 Litres



#### Caractéristiques du bac

Système de fixation	N
Type de couvercle	Raised Plug

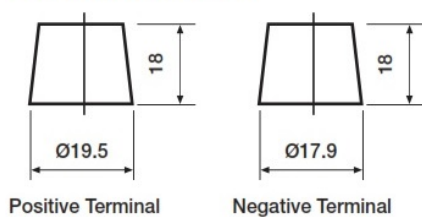
#### Technologie

Technologie	Sb/Sb
Séparateur	PE
Taux de charge recommandé	3A
Performance Marking	W1-C1-V1-E1

#### Type de bornes

**T1**

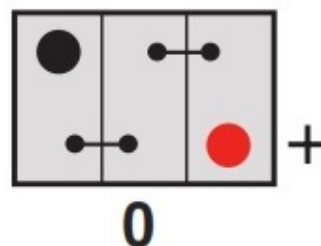
Standard DIN Post



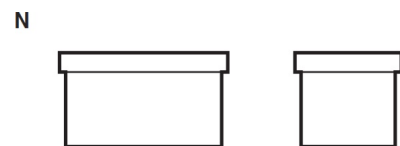
Positive Terminal

Negative Terminal

#### Schéma de montage des éléments



#### Système de fixation de la batterie



Date de publication: 15/04/2021 - E&OE



## Yuasa Technical Data Sheet

### Yuasa 421 - Classic Vehicle Batteries

#### Performance

Voltage	6V
Capacity (20-hour)	56Ah
Cold Cranking Amps (EN1)	250A

#### Dimensions

Length	162mm
Width	173mm
Height	224mm

#### Weights & Measures

Mean Weight with Acid	11.5kg
Acid Volume	2.7 litres



#### Container Features

Hold Down	N
Lid Type	Raised Plug

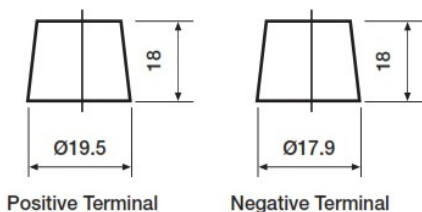
#### Technology

Technology	Sb/Sb
Separator	PE
Recommended Charge Rate	3A
Performance Marking	W1-C1-V1-E1

#### Terminal Type

##### T1

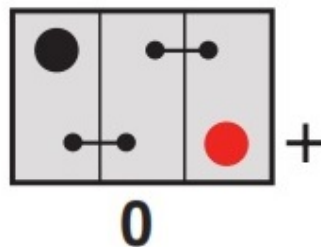
Standard DIN Post



Positive Terminal

Negative Terminal

#### Cell Assembly Layout



#### Battery Hold-down



Data Sheet generated on 15/04/2021 - E&OE